




TB



TRA

TB/TRA Series

Speciality Temperature Sensors

Product Overview

The TB Series temperature sensor is designed to strap onto a pipe. The copper sensing plate provides a secondary measurement of the temperature inside the pipe. The TRA Series temperature sensor is designed for remote sensing applications. Both devices have output options compatible with building control systems and both are warranted to meet accuracy specifications for a period of five years.

Product Identification

NOTICE

- This product is not intended for life or safety applications.
- Do not install this product in hazardous or classified locations.
- Read and understand the instructions before installing this product.
- Turn off all power supplying equipment before working on it.
- The installer is responsible for conformance to all applicable codes.

If this product is used in a manner not specified by the manufacturer, the protection provided by the product may be impaired. No responsibility is assumed by the manufacturer for any consequences arising out of the use of this material.

Bracket Diameter	Sensor Type	Cal Certificate
TB <input type="checkbox"/> A = 2" to 5" (5.1 to 12.7 cm) max. E = 2" to 12" (5.1 to 30.5 cm) max.	<input type="checkbox"/> B = 100R platinum, RTD C = 1k platinum, RTD D = 10k T2, Thermistor E = 2.2k, Thermistor F = 3k, Thermistor H = 10k T3, Thermistor I = 1k Balco (Nickel-iron) RTD J = 10k Dale, Thermistor K = 10k w/11k shunt, Thermistor M = 20k NTC, Thermistor	<input type="checkbox"/> N = 1800 ohm, Thermistor T = 100k, Thermistor W = 10k T2 high accuracy, Thermistor Y = 10k T3 high accuracy, Thermistor

Sensor Type	Cal Certificate	Cable Length
TRA <input type="checkbox"/> B = 100R platinum, RTD C = 1k platinum, RTD D = 10k T2, Thermistor E = 2.2k, Thermistor F = 3k, Thermistor H = 10k T3, Thermistor I = 1k Balco (Nickel-iron) RTD J = 10k Dale, Thermistor	<input type="checkbox"/> K = 10k w/11k shunt, Thermistor M = 20k NTC, Thermistor N = 1800 ohm, Thermistor T = 100k, Thermistor W = 10k T2 high accuracy, Thermistor Y = 10k T3 high accuracy, Thermistor	<input type="checkbox"/> 0 = None 2 = 3-point NIST calibration None = 3 ft (0.9 m) A = 6 ft (1.8 m)* B = 10 ft (3.1 m)* C = 20 ft (6.1 m)** D = 25 ft (7.6 m)** E = 50 ft (15 m)** F = 100 ft (30 m)**

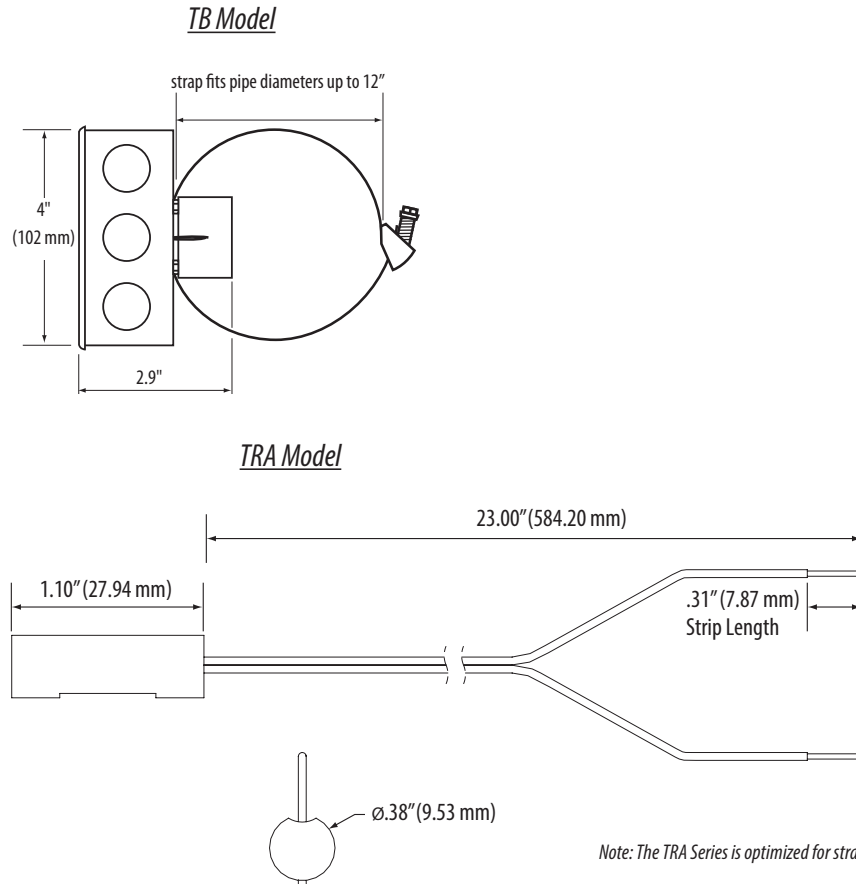
* Not available for sensor types B, C, & I.
 ** Not available for sensor types B, C, E, F, I, & N.

Specifications

Wiring	22 AWG; 2-wire RTD/Thermistor
Operating Temperature	-25 to 105 °C (-13 to 221 °F)*
TB	Probe: -25 to 105 °C (-13 to 221 °F),
TRA	Wiring: -20 to 80 °C (-4 to 176 °F)
WARRANTY	
Limited Warranty	5 years

*Room temperature offset documented on each unit.

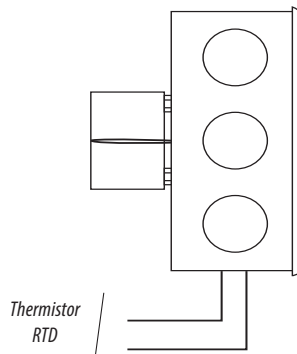
Dimensions



Installation

TB:

1. Clamp the sensor around the pipe to be monitored. Make sure the copper sensing plate is in contact with the pipe surface.
2. Wire the sensor to the controller as shown.



TRA:

1. Set the stainless steel sensing probe in contact with the area to be monitored. Mount probe to pipe.
2. Wire the sensor to the controller as shown.

