


# Tee Meter, Brass



250BR0505-1211

## For Pipe Sizes 1/2" To 1.5" NPT

### DESCRIPTION

Metal tee-style liquid flow sensor with cast brass housing fits 1/2" to 1.5" NPT. These sensors are accurate, even at low flow rates. Use in conjunction with a Veris flow monitor or transmitter for a complete flow monitoring system.

### APPLICATIONS

- Measuring liquid flow rates
- Accounting for total accumulated flow

### FEATURES

- PPS electronics housing...highly durable
- Six-bladed impeller design with a proprietary, non-magnetic sensing mechanism...high accuracy and repeatability
- Forward-swept impeller is less prone to fouling by water-borne debris...reliable performance with minimal downtime
- Operation and repeatability even at low flow rates
- Signal can travel up to 2000 ft (609 m) between the sensor and the display unit without the need for amplification
- Supplied with 20 ft (6 m) of 2-conductor AWG 20 UL type PTLC cable (105°C rated)
- Sensors of similar type are interchangeable,...need for recalibration after servicing or replacement...quick install and fast maintenance

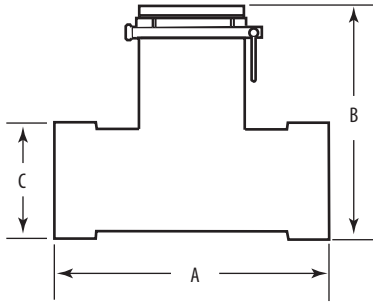
### SPECIFICATIONS



<b>Maximum Pressure</b>	At 38°C (100°F) 400 psi; At 105°C (221°F) 325 psi
<b>Wetted Materials</b>	UHMW-PE bearing, polyamide impeller, tungsten carbide shaft, EPDM O-rings
<b>Recommended Flow</b>	0.3 to 15 ft/sec (0.09 to 4.5 m/sec)
<b>Accuracy</b>	±1.0% of rate
<b>Repeatability</b>	±0.7% over recommended design flow range*
<b>Linearity</b>	±0.7% over recommended design flow range*
<b>Rangeability</b>	60:1
<b>Output Frequency</b>	0.8 to 80 Hz

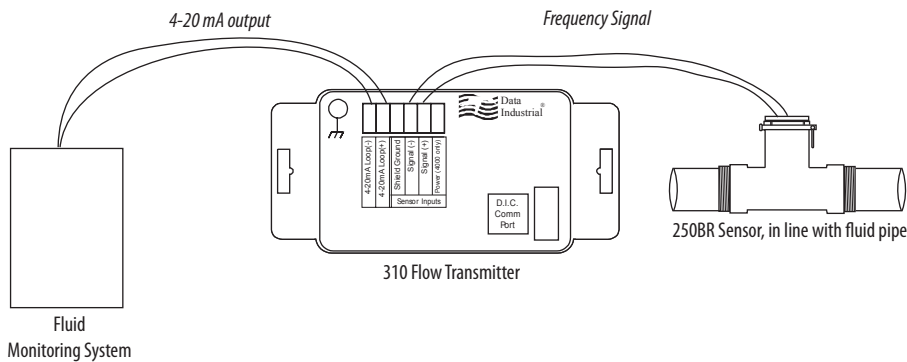
\*  $\geq 10$  upstream and  $\geq 5$  downstream straight pipe diameters, uninterrupted flow.

## DIMENSIONAL DRAWING



Model	A	B	C
U001-0008	4.0" (102 mm)	4.7" (120 mm)	1.7" (44 mm)
U001-0009	4.0" (102 mm)	4.7" (120 mm)	1.7" (44 mm)
U001-0010	5.5" (140 mm)	4.8" (121 mm)	2.2" (56 mm)
U001-0011	6.1" (155 mm)	5.0" (127 mm)	2.4" (61 mm)
U001-0012	6.5" (165 mm)	5.2" (132 mm)	2.7" (69 mm)

## APPLICATION DIAGRAM



## ORDERING INFORMATION

MODEL	MANUF. PART #	DESCRIPTION
U001-0008	250BR0505-1211	Flow, Sensor, 1/2" Cast Brass Tee
U001-0009	250BR0705-1211	Flow, Sensor, 3/4" Cast Brass Tee
U001-0010	250BR1005-1211	Flow, Sensor, 1" Cast Brass Tee
U001-0011	250BR1205-1211	Flow, Sensor, 1 1/4" Cast Brass Tee
U001-0012	250BR1505-1211	Flow, Sensor, 1 1/2" Cast Brass Tee