

Deluxe Wall Humidity Sensors

1% & 2% NIST, or Standard
2%, 3%, or 5%



DESCRIPTION

HW Deluxe humidity transmitters provide an ideal solution for measuring relative humidity in all conditions. All devices are equipped with a thin-film capacitive sensor that is easily replaceable in the field. These sensors are calibrated to NIST standards, with certificates available (see Ordering Information; choose "N" in NIST block). Temperature sensing options are also available.

The wall-mounted HW model features a low-profile housing with an optional LCD display for easy visibility. All Deluxe models come with a standard five-year warranty.

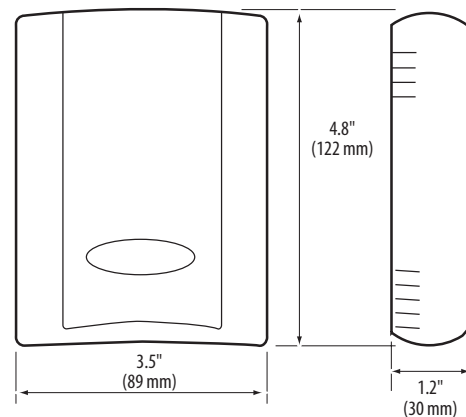
APPLICATIONS

- Controlling HVAC systems for improved comfort and energy savings
- Museums, schools, printing shops, and other locations requiring humidity control
- Facilitating compliance with ASHRAE standards for environmental control and indoor air quality

FEATURES

- Thin-film capacitive sensor element recovers from 100% saturation
- Fully interchangeable element to 1%, 2%, 3%, or 5% accuracy...no calibration
- Replace element in the field...maintain accuracy and minimize downtime
- Polarity insensitive, two-wire 4-20 mA or 3-wire 0-5V/0-10 VDC versions...flexible systems compatibility...save time in the field and stock fewer devices
- Calibration-free interchangeable NIST traceable HS element
- HS element is microprocessor profiled with on-board nonvolatile memory
- Multi-point digital calibration to NIST standards
- NIST certification available
- Minimizes field calibration downtime

DIMENSIONAL DRAWING



SPECIFICATIONS



HS Element	Digitally profiled thin-film capacitive (32 bit mathematics) U.S. Patent 5,844,138†
Accuracy at 25°C from 10-80% RH*	±2%, 3%, or 5% models; ±1% at 12-60% RH in voltage output mode; ±1% at 12-60% RH in mA output mode with temp transmitter; ±1% at 20-40% RH in mA output mode; (Multi-point calibration, NIST traceable)
Reset Rate**	24 hours
Stability	±1% @ 20°C (68°F) annually, for two years
Operating Humidity Range	0 to 100% RH noncondensing
Hysteresis	1.5% typical
Linearity	Included in accuracy spec.
Temperature Coefficient	±0.1% RH/°C above or below 25°C (typical)
Analog Output	4-20mA mode: 2-wire, polarity insensitive (clipped and capped); 0-5V/0-10V mode: 3-wire, observe polarity
Scaling	0-100% RH
Operating Temperature Range	10° to 35°C (50° to 95°F)
Input Power***	4-20 mA mode: loop powered 12-30VDC only, 30mA max.; 0-5V/0-10V mode: 12-30VDC/24VAC, 15mA max.
Optional Temperature Transmitter Output	Digital, 4-20mA (clipped and capped) or 0-5V/0-10V output; accuracy ±0.5°C (±1°F) typical 10° to 35°C (50° to 95°F and 0° to 50°C (32° to 122°F) (switchable)

† The HS sensing element has a 1-year warranty. The element is not a part of the 5-year product warranty.

* Specified accuracy with 24VDC supplied power with rising humidity. RTD/Thermistors are not compensated for internal heating of product.

** Reset Rate is the time required to recover to 50% RH after exposure to 90% RH for 24 hours.

*** One side of transformer secondary is connected to signal common, so an Isolation transformer or dedicated power supply may be required.

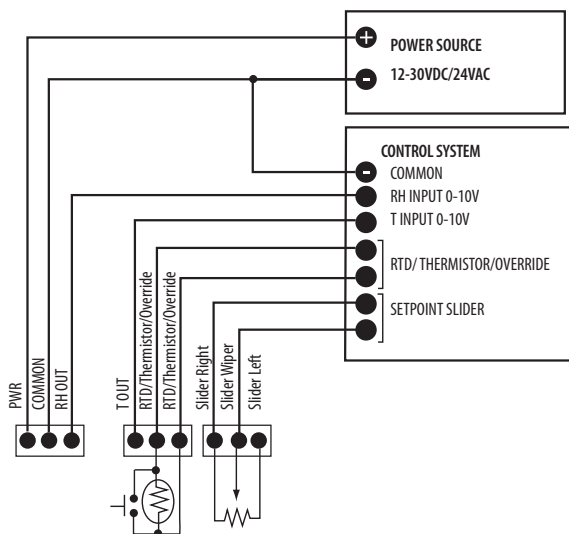
Shielded cabling is required for conformance to EMC standards. Technical information is available from factory upon request or is available on our website: www.veris.com.

EMC Conformance - CE Option: Low Voltage Directive 2006/95/EC and EMC Directive 2004/108/EC.

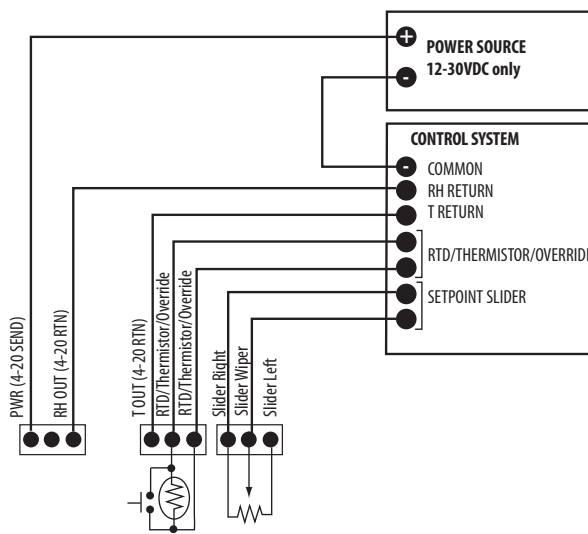
EMC Special Note: Connect this product to a DC distribution network or an AC/DC power adaptor with proper SURGE PROTECTION (EN 61000-6-1:2007 specification requirements).

APPLICATION/WIRING DIAGRAMS

HW Voltage Output (3-Wire, 0-5V/0-10V)



HW Current Output (2-Wire, 4-20mA)



ORDERING INFORMATION



HW	Display <input checked="" type="checkbox"/> X = No	Accuracy <input type="checkbox"/> 1 = 1% <input type="checkbox"/> 2 = 2% <input type="checkbox"/> 3 = 3% <input type="checkbox"/> 5 = 5%	NIST <input type="checkbox"/> N = NIST (1% and 2% only) <input type="checkbox"/> X = No (2%, 3%, and 5% only)	US or EU <input type="checkbox"/> S = Standard <input type="checkbox"/> C = CE	Temp. <input type="checkbox"/> T = Temp* <input checked="" type="checkbox"/> X = No Temp (Stop here)
-----------	---	---	--	---	---

HW	Display <input checked="" type="checkbox"/> L = LCD	Accuracy <input type="checkbox"/> 1 = 1% <input type="checkbox"/> 2 = 2% <input type="checkbox"/> 3 = 3% <input type="checkbox"/> 5 = 5%	NIST <input type="checkbox"/> N = NIST (1% and 2% only) <input type="checkbox"/> X = No (2%, 3%, and 5% only)	US or EU <input type="checkbox"/> S = Standard <input type="checkbox"/> C = CE	Temp. <input type="checkbox"/> T = Temp* <input type="checkbox"/> TA = Transmitter only <input type="checkbox"/> D = Transmitter and resistive element <input checked="" type="checkbox"/> X = No Temp (Stop here)
-----------	--	---	--	---	---

Examples:

HW L 2 N C T A *Stop Here*

HW L 2 N C T C 2 2 F

HW X 5 X S X *Stop Here*

Options Available

Temp Cal Cert	Option	Value
<input type="checkbox"/> X = No Cert <input type="checkbox"/> 1 = 1pt Cal <input type="checkbox"/> 2 = 2pt Cal	<input type="checkbox"/> 1 = Push Button Override <input type="checkbox"/> 2 = Set Point Slider <input type="checkbox"/> 3 = Push Button Override and Set Point Slider	<input type="checkbox"/> A = 1k <input type="checkbox"/> F = 10k <input type="checkbox"/> G = 20k <input type="checkbox"/> K = 50k <input type="checkbox"/> M = 100k

Options Available

Temp Cal Cert	Option	Value
<input type="checkbox"/> X = No Cert <input type="checkbox"/> 1 = 1pt Cal <input type="checkbox"/> 2 = 2pt Cal	<input type="checkbox"/> 1 = Push Button Override <input type="checkbox"/> 2 = Set Point Slider <input type="checkbox"/> 3 = Push Button Override and Set Point Slider	<input type="checkbox"/> A = 1k <input type="checkbox"/> F = 10k <input type="checkbox"/> G = 20k <input type="checkbox"/> K = 50k <input type="checkbox"/> M = 100k

* In order for unit to display both temp and RH, use the TA or D temp selection.
Temp displayed on LCD is read from temperature transmitter, not resistive element. If only the resistive output is selected for temp output, LCD will not display temp.

ACCESSORIES

Replacement humidity element (HS)



HUMIDITY