

Current Transformers, 5A Output

Split-Core and Solid-Core Designs for Flexibility



DESCRIPTION

Veris' split-core and solid-core current transformers provide a 0-5AAC output for use with transducers, data loggers, and chart recorders.

APPLICATIONS

- Data logging
- Recording
- Power monitoring
- Energy management
- Alternative energy monitoring
- Cost allocation

FEATURES

- Unique hinge design on split-cores...easy installation
- 5 Amp standard output...compatible with existing systems
- UL recognized

SPECIFICATIONS (Solid-Core)



<i>Inputs:</i>	
Frequency Range	50-400 Hz
Leads	2 ft (0.6 m)
<i>Accuracy:</i>	
Accuracy	Varies at 60 Hz (see Ordering Information)
<i>Outputs:</i>	
Output at Rated Current	5A
<i>Mechanical:</i>	
Insulation	600VAC
<i>Environmental:</i>	
Operating Temperature Range	-30° to 55°C (-22° to 131°F)
Storage Temperature Range	-30° to 105°C (-22° to 221°F)

cURus, CE

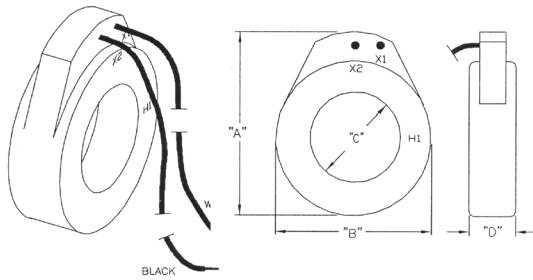
SPECIFICATIONS (Split-Core)



<i>Inputs:</i>	
Frequency Range	50/60 Hz
Leads	6 ft (1.8 m)
<i>Accuracy:</i>	
Accuracy	±1% of reading from 10% to 100% of rated current
<i>Outputs:</i>	
Output at Rated Current	5A
<i>Mechanical:</i>	
Insulation	600VAC
<i>Environmental:</i>	
Storage Temperature Range	-40° to 70°C (-40° to 158°F)
Humidity Range	0-95% noncondensing
Safety	UL61010, EN61010

DIMENSIONAL DRAWINGS

AL/BL/CL Solid-core



AL/SMALL

A = 2.7" (70 mm)
 B = 2.5" (63 mm)
 C = 1.1" (26 mm)
 D = 1.1" (26 mm)

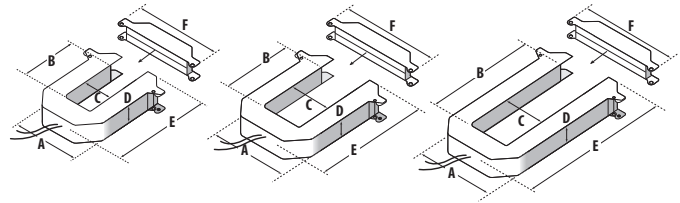
BL/MEDIUM

A = 3.7" (90 mm)
 B = 3.4" (88 mm)
 C = 2" (52 mm)
 D = 1.1" (26 mm)

CL/LARGE

A = 4.9" (124 mm)
 B = 4.5" (115 mm)
 C = 3" (76 mm)
 D = 1.1" (26 mm)

H681x-5A Split-core



H6810/SMALL

200 Amp
 300 Amp

A = 3.8" (96 mm)
 B = 1.2" (30 mm)
 C = 1.3" (32 mm)
 D = 1.2" (30 mm)
 E = 4.0" (100 mm)
 F = 4.8" (121 mm)

H6811/MEDIUM

400 Amp
 600 Amp
 800 Amp

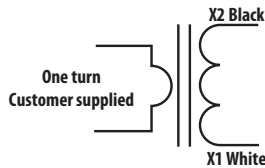
A = 4.9" (125 mm)
 B = 2.9" (73 mm)
 C = 2.5" (62 mm)
 D = 1.2" (30 mm)
 E = 5.2" (132 mm)
 F = 6.0" (151 mm)

H6812/LARGE

800 Amp/1000 Amp/
 1200 Amp/1600 Amp/
 2000 Amp/2400 Amp

A = 4.9" (125 mm)
 B = 5.5" (139 mm)
 C = 2.5" (62 mm)
 D = 1.2" (30 mm)
 E = 7.9" (201 mm)
 F = 6.0" (151 mm)

APPLICATION/WIRING EXAMPLE



ORDERING INFORMATION

Solid-Core



MODEL	RATIO	ACCURACY AT 60 Hz	BURDEN CAPACITY IN VA
AL500	50:5	3%	2.0
AL101	100:5	1%	2.0
AL151	150:5		4.0
AL201	200:5		4.0
AL251	250:5		6.0
AL301	300:5		8.0
AL401	400:5		10.0
BL501	500:5		12.5
BL601	600:5		15.0
BL801	800:5		8.0
BL102	1000:5		10.0
BL122	1200:5		12.5
CL122	1200:5		10.0
CL152	1500:5		12.5
CL162	1600:5		12.5
CL202	2000:5		15.0

Split-Core



MODEL	RATIO	ACCURACY FROM 10% TO 100% OF MAX LOAD	BURDEN CAPACITY IN VA
H6810-200A-5A	200:5	1%	2.5
H6810-300A-5A	300:5		2.5
H6811-400A-5A	400:5		5.0
H6811-600A-5A	600:5		5.0
H6811-800A-5A	800:5		12.5
H6812-800A-5A	800:5		5.0
H6812-1000A-5A	1000:5		22.5
H6812-1200A-5A	1200:5		22.5
H6812-1600A-5A	1600:5		22.5
H6812-2000A-5A	2000:5		22.5
H6812-2400A-5A	2400:5		22.5

ACCESSORIES

Universal Mounting Bracket Kit for H681x CTs (AH06)

